

The Climate Wizard
By SEELEY INTERNATIONAL ™

Indirect Evaporative Air Conditioning





World leading climate control solutions

Seeley International is Australia's largest air conditioning manufacturer and a global leader in developing ingenious, energy-efficient cooling and heating products.

Award Winning Company

Seeley International consistently wins awards each year for new product design, innovation and the environment.

Recent awards include:



The world's coolest, quietest and most energy efficient evaporative air conditioners



Hyper-efficient indirect evaporative air conditioners



High performance evaporative air conditioning. Unbelievable value.



Compact, modular indirect evaporative air conditioners




About The Climate Wizard

The Climate Wizard's unique indirect evaporative heat exchange core provides hyper-efficient cooling of outside air.

Generate **100% fresh, cool, outside air**, at temperatures that rival refrigerated systems, with up to **80% lower energy costs***.

Reduce carbon emissions Low GWP



- Reduced running costs by up to 80%*
- Reduce the energy use and improve the cooling performance of existing refrigerated systems
- No high electrical demand charges even in hot weather
- Savings on the installation costs

Comfortable Indoor Air Quality



- Temperatures are similar to those produced by refrigerated systems
- Improved IAQ (Indoor Air Quality) with 100% fresh, cool outside air
- No moisture added to the air**
- Total cooling performance increases when air temperature rises

Flexible applications



- Flexible design and engineering configurations
- Ideal for use as a DOAS (dedicated outdoor air system), data centres cooling or for comfort cooling applications
- Covers an exceptionally large range of flexible configurations in a wide range of industries
- Supported by a team of experienced design consultants and engineers

Supporting Sustainability



- Wiser use of water (R-718)
- Responsible use of renewable resources
- No synthetic refrigerants or chemicals
- Features an Auto-Cleanse™ to minimise water consumption and to maintain quality

Hyper-efficient



- Simple, reliable solution to improve COP / EER (coefficient of performance / energy efficiency ratio)
- Tested in NATA (National Association of Testing Authorities) accredited laboratory#

Low maintenance with technical support



- Australian designed, made and owned
- Easy access to spare parts
- International sales and technical support

*Compared to refrigerated systems performing the same duty.

** The Climate Wizard Supercool (indirect/direct option) adds a small amount of moisture to the supply air.

#Testing of the CW-80 units in the NATA accredited Meridian Test Laboratory is not possible due to their large and unique size.

How it works

The Climate Wizard indirect evaporative air conditioners use a hyper-efficient counter-flow heat exchanger to produce 100% fresh, cool, outside air, with no added moisture.

The fresh cold air produced by The Climate Wizard can be similar to that produced by refrigerated systems, with temperatures that approach the ambient dew-point temperature.

1. Hot air enters the cooler

- Hot outside air enters the cooler via the inlet.
- A powerful, energy-efficient, electric fan moves the air towards the core.

2. Hot air passes through the core

- The core is an air-to-air heat exchanger consisting of alternating dry and wet channels.
- All of the air passes along the dry channels and gains no additional moisture.

3. Warm and moist working air exhausted outside

- As the air exits the dry channels, a portion of the conditioned air is returned through the wet channels, where it is cooled by evaporative cooling process.
- No moisture is transferred across the membranes between the dry and wet channels; only heat is transferred.

- The heat passes out of the air in the dry channels through the membrane and into the air passing through the wet channels.
- In this way, the air in the dry channels becomes progressively colder but gains no moisture.
- The wet channels are continuously soaked with water to allow the evaporative cooling process along the entire length of the core. This moist, warm air is then exhausted outside.

4. Fresh, cool outside air passes into the building

- The air passing along the dry channels in the core is cooled, with no moisture added.
- This fresh, cool air passes into the building.

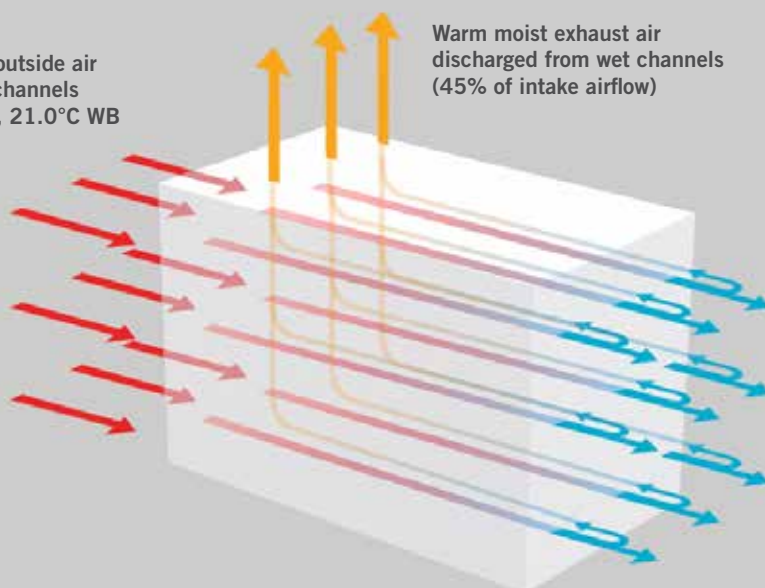
The Climate Wizard counter-flow heat exchanger

100% hot outside air enters dry channels
38.0°C DB, 21.0°C WB

Warm moist exhaust air discharged from wet channels
(45% of intake airflow)

Exhaust air pushed back through wet channels
(45% of intake airflow)

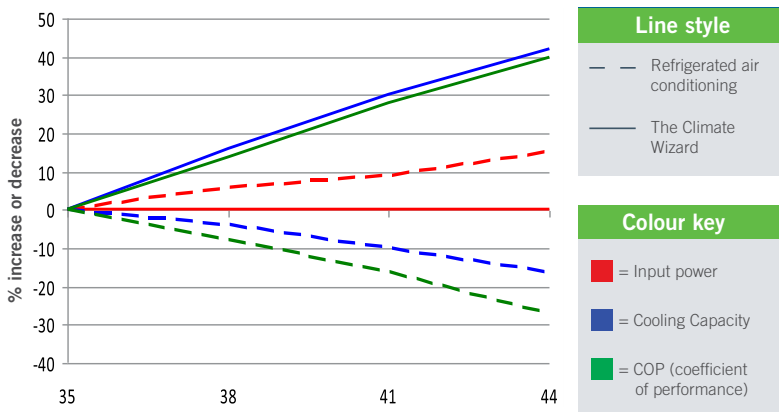
100% fresh, cool, supply air pushed into the building from dry channels
(55% of intake airflow)
19.4°C DB, 14.8°C WB





Performance comparison

The Climate Wizard vs refrigerated cooling as temperature rises



Outdoor Temperature (Degrees Celsius DB)
Source: Uni SA Roxby Downs Report June 2009

The Climate Wizard's cooling performance can rival that of refrigerated systems, using up to 80% less energy.

That's not only great for reducing power bills; it's also great for the environment. And, no matter how hot it gets outside, The Climate Wizard uses the same amount of power and still delivers 100% fresh, cool air inside.

This is in direct contrast to refrigerated systems, which require increasing amounts of power as outside temperatures rise. The Climate Wizard's cost-saving capabilities actually increase, when the heat is at its highest.

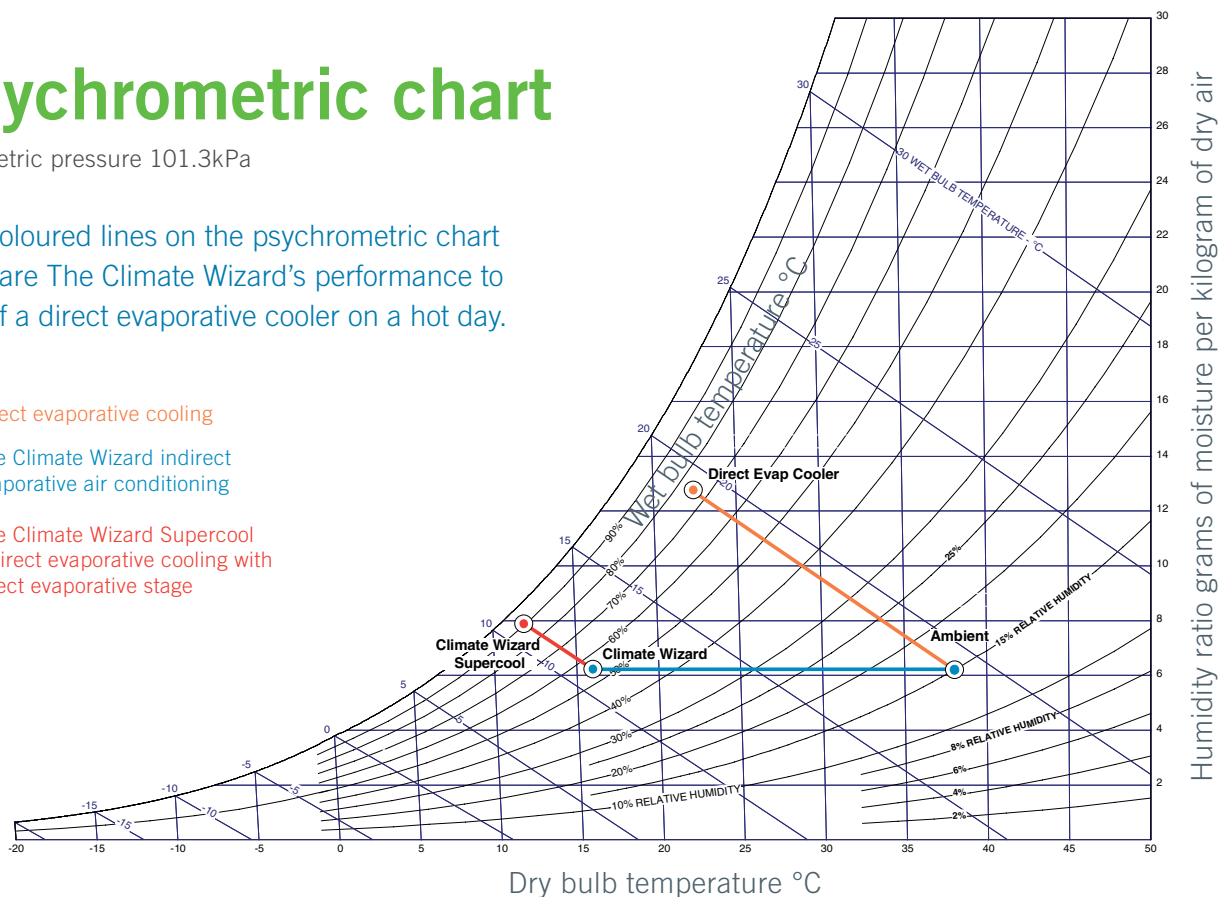
At the same time, The Climate Wizard's performance also increases as temperatures rise – again, in complete contrast to refrigerated systems.

Psychrometric chart

Barometric pressure 101.3kPa

The coloured lines on the psychrometric chart compare The Climate Wizard's performance to that of a direct evaporative cooler on a hot day.

- Direct evaporative cooling
- The Climate Wizard indirect evaporative air conditioning
- The Climate Wizard Supercool indirect evaporative cooling with direct evaporative stage



Standard product range

The Climate Wizard

Indirect evaporative air conditioning

Dramatically reduces energy consumption and cooling costs compared to equivalent refrigerated systems



CW-H10

UP TO
18kW
COOLING
CAPACITY

- COP 12
- Up to 800 L/s (2,880 m³/h) supply air @180 Pa
- Input Power 1.5 kW



CW-H15

UP TO
25kW
COOLING
CAPACITY

- COP 14
- Up to 1,100 L/s (3,960 m³/h) supply air @150 Pa
- Input Power 1.8 kW

Electrical supply 3-phase, 380-415 V, 50 Hz

Dimensions 2,330mm (L) x 1,230mm (W) x 1,325mm (H)

Operating weight 255 kg

Electrical supply 3-phase, 380-415 V, 50 Hz

Dimensions 2,290mm (L) x 1,825mm (W) x 1,285mm (H)

Operating weight 330 kg



CW-80

UP TO
180kW
COOLING
CAPACITY

- COP 13
- Up to 8,500 L/s (30,600 m³/h) supply air @270 Pa
- Input Power 12.5 kW

CW-80 and CW-80S can work at external static pressure of up to 820 Pa!

Electrical supply 3-phase, 380-415 V, 50 Hz

Dimensions 3,980mm (L) x 2,550mm (W) x 3,515mm (H)

Operating weight 2,700 kg

The Climate Wizard Supercool

Indirect evaporative cooling with direct evaporative stage

Designed to maintain precise temperature and humidity levels – at very low operating costs



CW-H15S Plus

UP TO
40 kW
COOLING
CAPACITY

- COP 19
- Up to 1,600 L/s (5,760 m³/h) supply air @80 Pa
- Input Power 2.1 kW

CW-H15S

UP TO
29 kW
COOLING
CAPACITY

- COP 16
- Up to 1,100 L/s (3,960 m³/h) supply air @120 Pa
- Input Power 1.8 kW

Electrical supply 3-phase, 380-415 V, 50 Hz

Dimensions 2,290mm (L) x 1,825mm (W) x 1,285mm (H)

Operating weight 345 kg

Electrical supply 3-phase, 380-415 V, 50 Hz

Dimensions 2,290mm (L) x 1,825mm (W) x 1,285mm (H)

Operating weight 345 kg



CW-3

UP TO
29 kW
COOLING
CAPACITY

- COP 17
- Up to 1,300 L/s (4,680 m³/h) supply air @150 Pa
- Input Power 1.75 kW



CW-80S

UP TO
214kW
COOLING
CAPACITY

- COP 15
- Up to 8,200 L/s (29,500 m³/h) supply air @240 Pa
- Input Power 12.5 kW

Electrical supply 1-phase, 220-240 V, 50/60 Hz

Dimensions 1,160mm (L) x 1,160mm (W) x 1,020mm (H)

Operating weight 210 kg

Electrical supply 3-phase, 380-415 V, 50 Hz

Dimensions 3,980mm (L) x 2,550mm (W) x 3,515mm (H)

Operating weight 2,850 kg

Note: Nominal cooling capacity is based on design conditions of 38.0 °C db / 21.0 °C wb. Stand alone cooling capacity may be different, depending on application.

Control options

Seeley International has designed the most advanced technology to give you full control of your coolers in the smartest way.

MagIQcool™ controller

Optional with CW-3

Operate The Climate Wizard cooler from an easy to use, wall mounted thermostat controller



External air sensor

Optional with all coolers

- Measures current outside temperature
- Intuitively optimises water and energy usage based on outside ambient conditions
- Extends the life of your air conditioner by automatically draining the water tank when temperature nears freezing



Remote indoor temperature sensor

Optional with all coolers

- A remote temperature and humidity sensing module
- Enables the Controller to be mounted in a convenient location (e.g. control room), while still sensing air from the conditioned space



Multi-Magic™ duct sensor

For CW-80

This sensor measures the air temperature and relative humidity inside ducts.

MagIQtouch® controller

Optional with CW-3

- Control all features on a user-friendly touch screen
- Easy operating process due to in-built Installation Wizard
- PIN access & Program mode available
- Operate up to 60 coolers from a single MagIQtouch controller

Multi-Magic™ controller and electronic control module

For CW-H and CW-80

- Controls unit operation to minimise water consumption and maximise efficiency
- Can be configured to accept external BMS system inputs to control system operation (while retaining control of water management and system efficiency) or Modbus Master commands through RS485.

BMS interface

Standard on all models

Separate BMS module to be ordered only for CW-3, Embedded in all other models

All The Climate Wizard air conditioning models are supplied with an interface to enable the cooler to be controlled from an external location, using a Building Management System.



Control system

Seeley International has delivered, in collaboration with Schneider Electric, a new standard in climate control for its hyper-efficient commercial cooling range, The Climate Wizard.

Providing Smart connectivity, Multi-Magic® delivers state-of-the-art control for optimising performance, energy-efficiency and operational savings, as well as easy installation with an intuitive user interface.

Design and performance features CW-H Series

Indirect heat exchange core

- The Climate Wizard patented counter-flow heat exchanger
- Uses indirect evaporative cooling to keep added moisture separate from the supply air stream
- Designed for long service life and consistent performance

Supply air pressure damper

- Regulates air pressure in the discharge plenum
- Used to control exhaust flow

Water reservoir

- One piece moulded polymer construction
- Durable and corrosion free
- Provides excellent sound deadening properties
- Sloped to prevent standing water when drained

Water management system

- Custom designed water management system minimises water consumption and maximises cleanliness
- Continuously monitors and controls the water salinity level in the reservoir
- Controls water cleanliness using a factory installed electro-chlorinator
- Automatic drain valve

Supply air fan and electric motor

- Backward curved, direct drive, plug fan
- Variable speed electronically commutated motor



Water distributor

- The water distributor delivers a calibrated volume of water to efficiently cool the unit's leaving air
- A dedicated pump and water distributor are used to independently water the direct evaporative media to maximise versatility*
- Minimum water consumption and maximum cooling efficiency



Tornado® circulation water pump

- Exceptional reliability under all conditions
- Includes 'clever impact start' feature that will overcome any tendency for the pump to become locked up with residue during prolonged off periods



The Climate Wizard CW-3

CW3 is the latest breakthrough in the Climate Wizard range: with its polymer case and compact footprint, CW3 is easy to install and much lighter, if compared with other models.

Filtering section

- The filter cowling has been designed to ensure rigidity and strength while also allowing for quick and simple servicing
- Weather proof and corrosion resistant
- The filter cowling comes factory assembled to reduce installation requirements on site.

Cabinetry

- Powder coated, marine grade aluminium
- Weather proof and corrosion resistant



Micro-core™ technology

CW3 has an innovative heat exchanger based on patented Micro-Core™ technology which is fully manufactured by Seeley International and provides sub-wet bulb cooling.

Supercool Models

Adding a Direct Evaporative Cooling pad after the hyper-efficient indirect stage, we have the so-called Supercool Model.

The result of adding this new direct stage downstream to the heat-exchanger core is that we can reduce the DB (dry bulb) supply air temperature adding a very small quantity of moisture only, for ever lower temperatures and super-cool effect!

Seeley International designs Supercool models of all sizes, browse our catalogue to learn more!

All features marked with * are available only in the Supercool Models.

Chillcel® Pads

- Revolutionary cell structure for optimum cooling capacity
- Only the best quality paper is used, which gives the pads optimal saturation efficiencies to suit the harshest climates

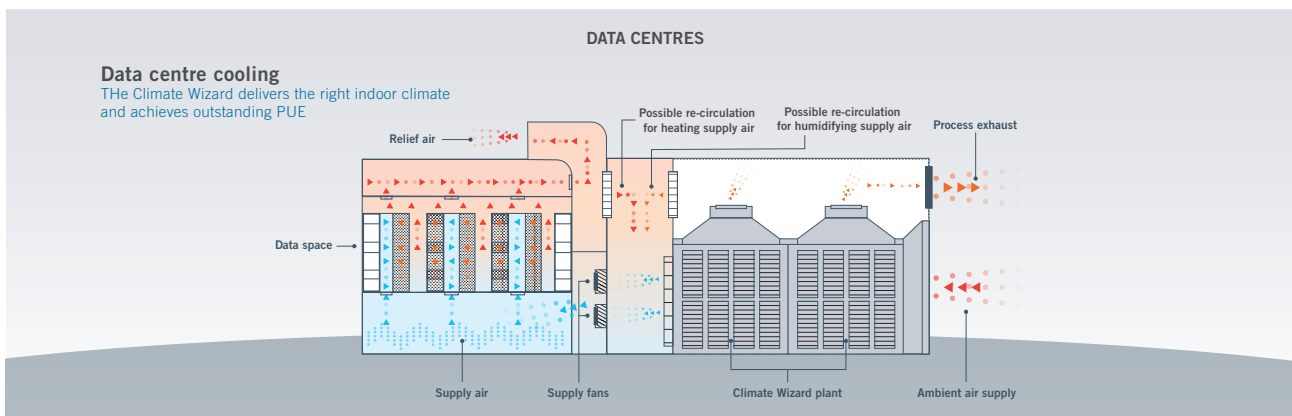
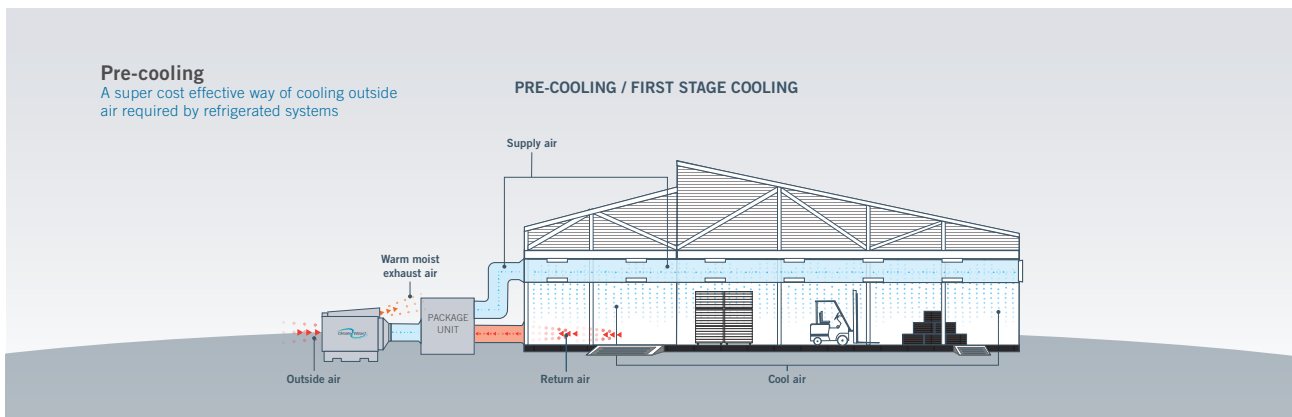
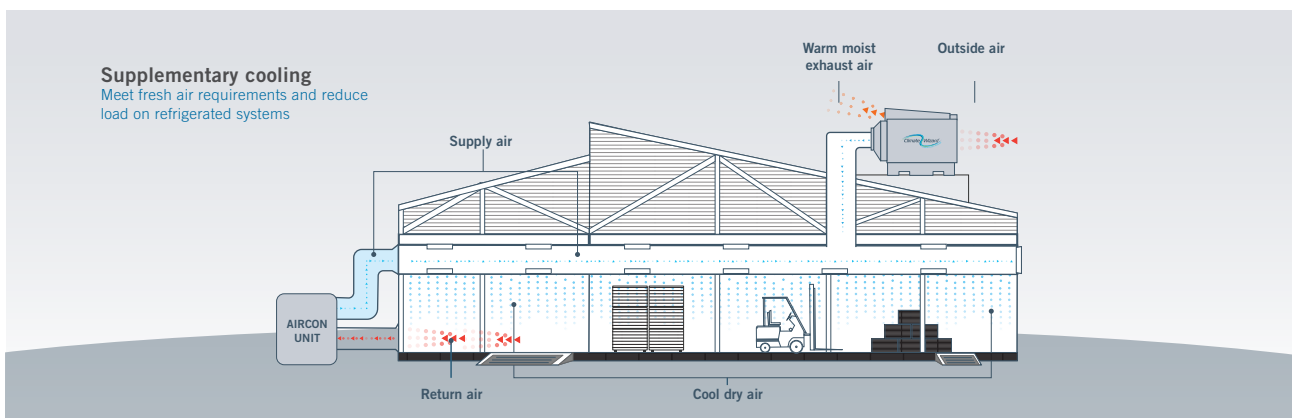
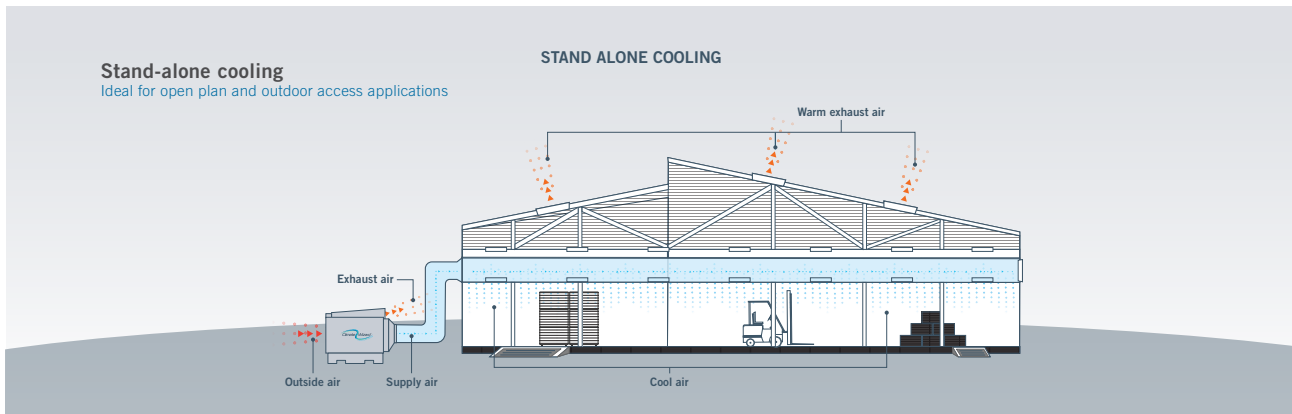


- Exceptionally compact footprint
- Polymer structure for a lighter unit
- Supercool (Indirect + Direct stage)
- Can be installed directly on the duct
- Can be used in Free-cooling mode



Diverse configurations and applications

Dramatically reduce energy consumption and cooling costs by incorporating The Climate Wizard with other HVAC systems.





The Climate Wizard Cooling Performance

Supply Air Temperature

Location	Design condition	The Climate Wizard Leaving Air Temp (°C)						
		CW-3	CW-H10	CW-H15	CW-H15S	CW-H15S Plus	CW-80	CW-80S
Arid	42°C DB / 21°C WB	19	18	18	15	16	19	16
Temperate	37°C DB / 19°C WB	18	17	17	14	15	18	15
Continental	31°C DB / 20°C WB	20	19	19	17	18	20	18
Sub-Tropical	31°C DB / 23°C WB	23	23	23	20	22	23	21
Tropical	33°C DB / 26°C WB	26	26	26	25	25	26	25

Stand-Alone Cooling Capacity

Location	Design condition	CW-3		CW-H10		CW-H15		CW-H15S		CW-H15S Plus		CW-80		CW-80S	
		kW	COP	kW	COP	kW	COP	kW	COP	kW	COP	kW	COP	kW	COP
Arid	42°C DB / 21°C WB	14	8	9	6	12	7	17	9	22	10	86	6	117	9
Temperate	37°C DB / 19°C WB	17	10	10	7	14	8	19	10	25	11	102	8	132	10
Continental	31°C DB / 20°C WB	13	8	8	6	11	6	14	8	19	9	82	6	100	8
Sub-Tropical	31°C DB / 23°C WB	8	4	5	4	8	4	9	5	13	6	48	4	60	5

Pre-Cooling Capacity

Location	Design condition	CW-H10		CW-H15		CW-H15S		CW-H15S Plus		CW-80		CW-80S	
		kW	COP	kW	COP	kW	COP	kW	COP	kW	COP	kW	COP
Arid	42°C DB / 21°C WB	23	17	32	18	37	21	52	23	239	18	266	21
Temperate	37°C DB / 19°C WB	20	14	27	15	32	18	44	20	203	15	230	17
Continental	31°C DB / 20°C WB	12	8	16	9	19	11	26	12	120	9	136	11
Sub-Tropical	31°C DB / 23°C WB	9	6	12	7	13	8	19	9	85	6	95	7
Tropical	33°C DB / 26°C WB	7	5	10	6	11	6	16	7	73	5	81	6

The Climate Wizard cooling performance calculator

Enter the key parameters to check The Climate Wizard performance for your project. Typically the results are compelling.

You will be provided with a summary and a report of your results to meet local climate conditions.

Go to seeleyinternational.com/eu/commercial/tools





BREEZAIR

Direct Evaporative Air Conditioning

THE CLIMATE WIZARD

Indirect Evaporative Air Conditioning

COOLAIR

Direct Evaporative Air Conditioning

COOLERADO

Indirect Evaporative Air Conditioning

seeleyinternational.com
eurosales@seeleyinternational.com
uksales@seeleyinternational.com

Seeley International Europe (Italy) s.r.l.
Policiano 72M
52100 Arezzo Italy
Phone: +39 (0)575 97189
Fax: +39 (0)575 1949971
eurosales@seeleyinternational.com
seeleyinternational.com

Seeley International France
320 Avenue Berthelot
69371 Lyon cedex 08 France
Phone: +33 (0)472 7847 80
Fax: +33 (0)472 8476 71
eurosales@seeleyinternational.com
seeleyinternational.com

Seeley International (UK) Pty Ltd
Unit 11 Byron Business Centre
Duke Street, Hucknall Nottingham
NG15 7HP United Kingdom
Phone: +44 (0)115 9635630
Fax: +44 (0)115 9635630
uksales@seeleyinternational.com
seeleyinternational.com



ISO 9001
Quality
Management
Systems
CERTIFIED
FS 605002